




How **STUDENTS** access Zoom meetings in NSW Public Schools

Sign into Zoom with a desktop browser



1. Use a **modern browser** in Windows, MacOS or Linux
2. Browse to the NSW DoE Zoom console at:
<https://nsweducation.zoom.us>
3. Select **Sign in** at the bottom
4. At screen **B** login with your **department credentials**
5. First time, you should be asked to **download and install** the *Zoom desktop client*. Do that.
6. Once signed in, **Zoom** will be ready for use!

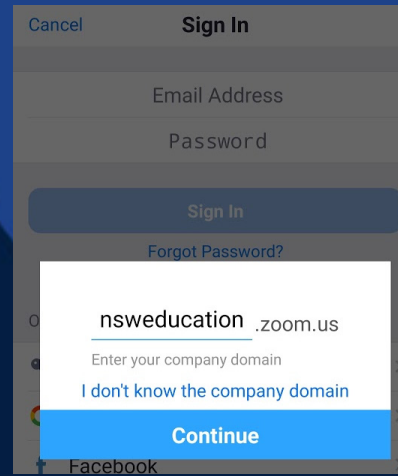


Need help using Zoom?
- Check the links

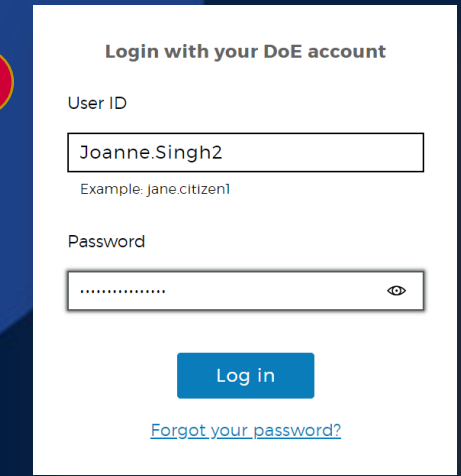


- [How to Join a Zoom Meeting](#)
- [Participating in a Meeting](#)



A



B



Accessing Zoom using mobile Apps

1. For your specific mobile device:
 - o Download the **Zoom** app - [LINK](#)  [LINK](#) 
2. Once installed, open **Zoom**, tap **Sign In** then tap **SSO**
3. Type **nsweducation** and tap **Continue**. **A**
4. The **DoE log on screen** **B** will appear. Sign in with your normal department credentials
5. Once signed in, **Zoom** will be ready for use!